
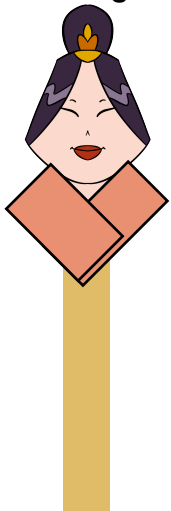



Japanese Stick Doll




1. Glue the head to the stick, then cut out a piece from the pattern, fold it around her neck, then glue it.



2. Put the patterned piece behind the stick then fold it along the lines.



3. Fold along the lines once more, then glue.



Final Look

