
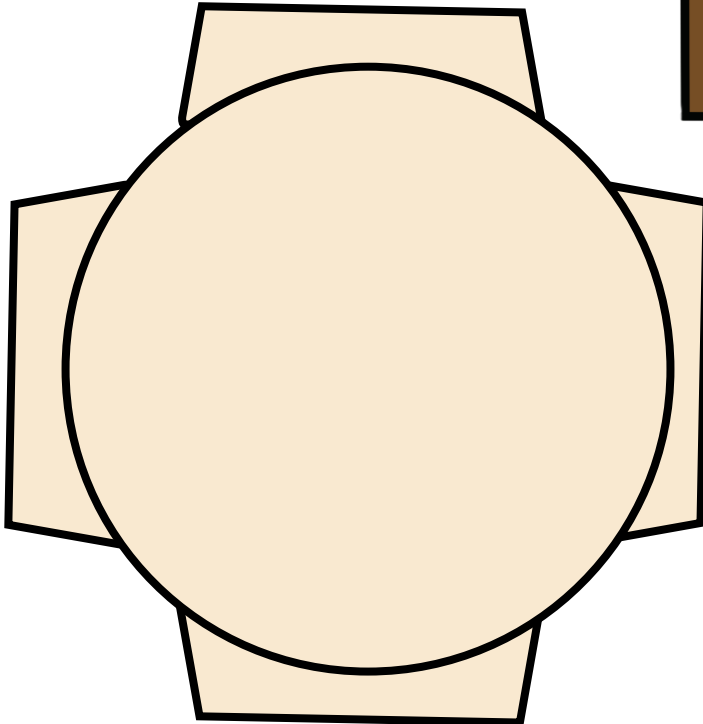





# Rabbit Doll





## Instructions

1. Fill the information about rabbits on each shape.
2. Cut everything out.
3. Glue the rectangle's tab to the other side to make a tube doll.
4. Glue the circle from the tabs at the bottom to make the base of the tube doll.
5. Put the 3 shapes inside the tube doll.