











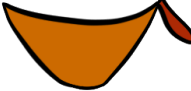







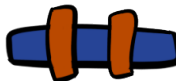




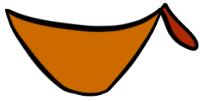





My Egyptian Ring



1. Choose a ring you like, then write your name on it using the Hieroglyphic letters below.
2. Cut along the short dotted lines.
3. Wrap the bracelet around your hand, then bring the two cuts you just made together to close it.

				
A	B	C	D	E
				
F	G	H	I	J
				
K	L	M	N	O
				
P	Q	R	S	T
				
U	V	W	X	Y
				
Z	Th			