









Bees & Flowers Vase







Instructions

1. Cut the items out then arrange the circles to create 3 bees.
2. Colour the flowers and decorate them as you wish.
3. Glue everything on a stick then put the bees and the flowers inside the vase.



Final Bee Look



Materials needed:

Sticks
Scissors
Colours
Glue
Vase

