




Whale Cup

Instructions

1. Paint the paper cup with blue paint.
2. Cut out the items below, then glue the fins to the sides of the cup, and the tail to the back.
3. Cut the pipe cleaners into small pieces, then intertwine them together.
4. Make a hole at the top of the cup, then gently pass the pipe cleaners from inside to make the water spurt out of the whale.
5. Glue the googly eyes and draw the whale's mouth.
You can decorate the whale more if you want.



Final Look



Materials needed:
Paper cup
Scissors
Googly eyes
Blue paint
White pipe cleaners
Black marker
Glue

