

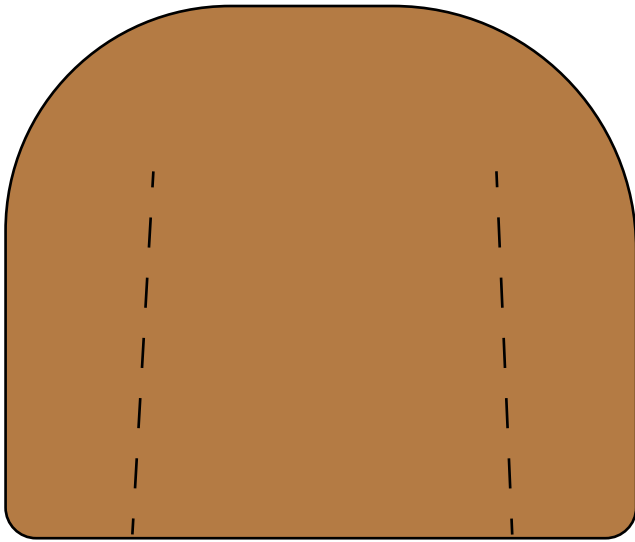


Trojan Horse

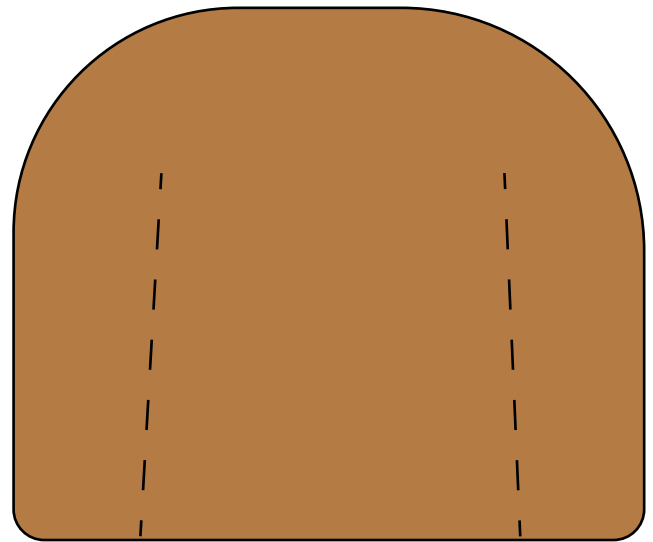




Shape 1



Shape 2



Instructions

1. Cut everything out and glue to construction paper to make the horse sturdier.
2. Punch a hole on the white circles then pass a straw through the hole to the other side of the horse.
3. Pass the wheels through the straws.
4. Cut along the dotted lines.
5. Push the slits of shape 1 over the horse's head then push the slits of shape 2 over the horse's hip.

Materials needed

Construction paper
Scissors
Hole puncher
Straws