



# Air Pollution Flip Flap Book

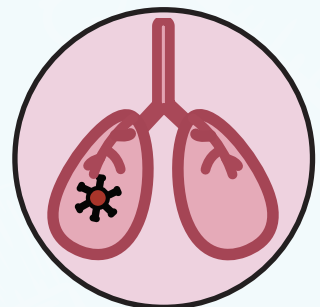
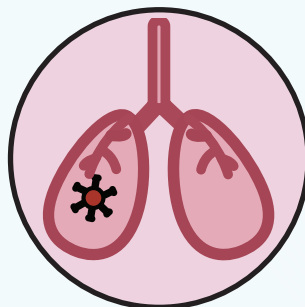
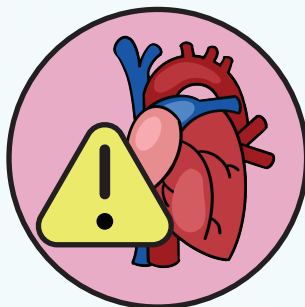
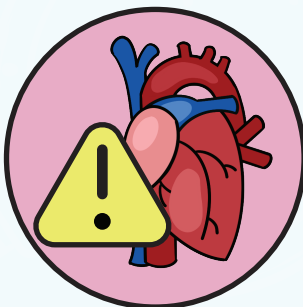





## Instructions

- 1-Cut out the squares in each page, then cut out the pictures and glue them as instructed.
- 2- Choose the negative effects the different types of air pollution has. There could be more than one.
- 3- Now, write down your thoughts on how we can reduce the negative effects of each air pollution type.
- 4- Lastly, pierce the circles on the left on each page, then pass a thread through them and make a knot.



# Air Pollution Flip Flap Book



# Air Pollution Flip Flap Book

What negative effects does it have?

Air Pollution Cause:

What can we do to reduce it?

# Air Pollution Flip Flap Book

What negative effects does it have?

Air Pollution Cause:

What can we do to reduce it?

# Air Pollution Flip Flap Book

What negative effects does it have?

Air Pollution Cause:

What can we do to reduce it?

# Air Pollution Flip Flap Book

What negative effects does it have?

Glue  
The photo  
of the effect  
here

Glue  
The photo  
of the effect  
here

Glue  
The photo  
of the effect  
here

Air Pollution Cause:

Glue  
The photo  
of the cause  
here

What can we do to reduce it?

-----  
-----  
-----